

BRAVE NEW WAYS OF WORKING



LearningHub
@Cegos

4 | R | E | A | L

REAL • EFFICIENT • ADAPTED • LEARNING

Introduction

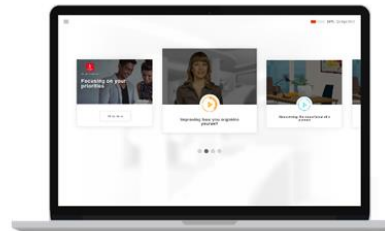


Ingredients – Learning Objects



Vidéo Trigger

To trigger the will to change your habits



HTML5 module

To discover and understand a new concept



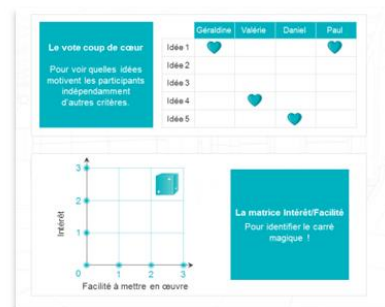
Focus module

To train on behavioral situations



Intensive training module

To fully master a new skill



Jobaid

To facilitate on-the-job transfer



Practips

To anchor new practices in the long term

Your meal in waves

Engage

With a short trigger video and context

Explain

With HTML5 or Focus or Intensive Training modules (depending on the topics)

Experiment

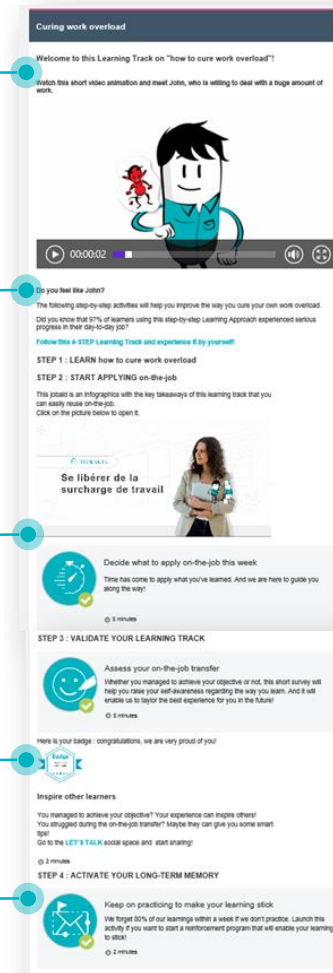
With a jobaid / on-the-job challenge setting and assessment activities / badge

Explore with others

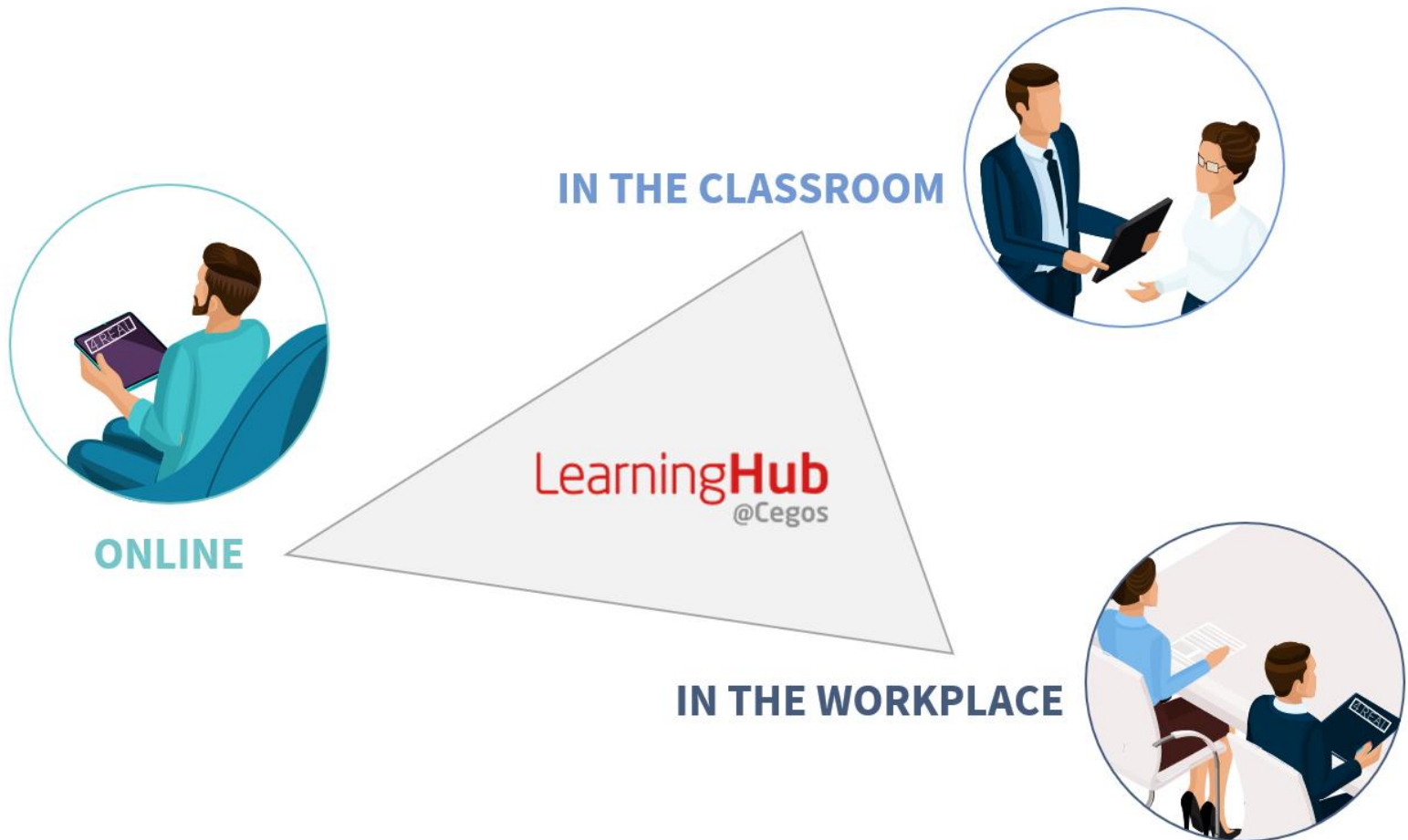
On the « let's talk » tab of the LearningHub

Embed

With a Practips reinforcement program that spans over 2-3 weeks



Delivering the Learning Experience



Restaurant - LearningHub

LearningHub
@Cegos

François 20

Quote of the day
"Take the first step in faith. You don't have to see the whole staircase, just take the first step."
Martin Luther King

LEARNING WALL

Plan your week to focus on your priorities

Participants

TRAINER

See more

Next activity

Your second practice challenge: Smart list

Your course page

The progress bar
 Green: completed
 Blue: available but not completed
 Grey: not yet available
 Important: The bar only relates to compulsory activities.

Introductory visual or video

Blended learning

The screenshot shows the LearningHub interface for a course titled "Time Management". At the top, there is a progress bar with three segments: a green segment with a person icon (completed), a blue segment (available but not completed), and a grey segment (not yet available). Below the progress bar, there is a video player showing a scene with a red banner and a globe. To the right of the video is a "List of documents" section with three items: "Pre-Training Materials" (168.4KB), "Post-Training Materials" (168.4KB), and "Classroom Session" (168.4KB), with a "Download all files" link. At the bottom, there is a "Blended learning" section with three expandable cards: "Pre Training", "Classroom Training", and "Post Training".

Access to all course documents

Reveiling LearningHub

* <https://learninghub.cegos.com/login/index.php>